



TRANSITIONAL

FLOOR MOUNT TUB FILLER WITH RANDALL® HANDLES



- Five-function traditional hand shower
- For use with freestanding tubs
- Elegant statuesque design in cross or lever handles with 5 ft (1.5 m) decorative metal hose
- Floor hot/cold shut off
- 28-7/8" (733 mm) floor to center of handle
- 6" center-to-center floor spread installation
- Rough valve included
- Maximum hand shower flow rate: 2.0 gpm (7.6 L/min)
- Low hand shower flow rate: 1.8 gpm (6.8 L/min)

CODES AND STANDARDS

Meets or Exceeds ASME A112.18.1/CSA B125.1

CEC and CALGreen® Compliant

DESCRIPTION

Floor Mount Tub Filler with Hand Shower

— Randall Cross Handles
2.0 gpm (7.6 L/min)
1.8 gpm (6.8 L/min)

— Randall Lever Handles (ADA only)
2.0 gpm (7.6 L/min)
1.8 gpm (6.8 L/min)

PRODUCT NUMBER

D35102954.XXX
D3510296C.XXX

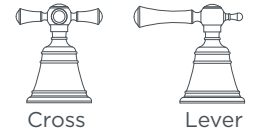
D35102950.XXX
D3510295C.XXX

AVAILABLE FINISHES

Polished Chrome
Brushed Nickel
Platinum Nickel
Satin Brass


FINISH CODE

100
144
150
427



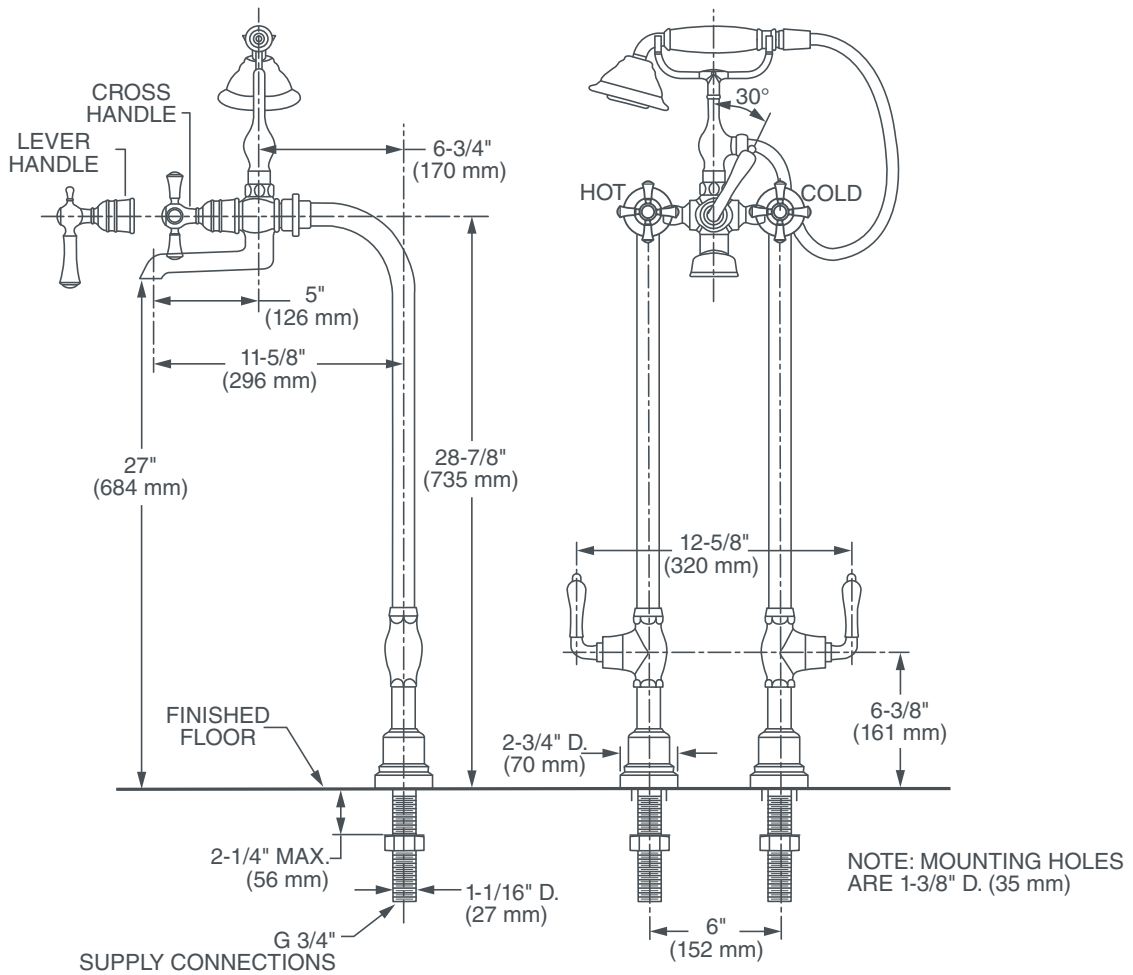
ROUGH-IN DIAGRAM
SHOWN ON NEXT PAGE

CALGreen® is a registered trademark of California Building Standards Commission.

 Meets the Americans with Disabilities Act Guidelines and ANSI A117.1 Requirements for the physically challenged.



TRANSITIONAL FLOOR MOUNT TUB FILLER WITH RANDALL® HANDLES



IMPORTANT: These measurements are subject to change or cancellation.
No responsibility is assumed for use of superseded or voided pages.

PART OF **LIXIL**